

Mounting/Measurement

PRECISION



Step 1 - Choose Base

Product Number	834	E905WF/50	E900WF	E901WF	E905WF	E905WF/100	E905WF/AF	E905WF/130
Magnet	Permanent	Switchable						
Hold kg	14.75	50	30	80	80	100	50	130
Screw Thread	M6		M8					M10

Step 2 - Choose Arm

Product Number	RP909FIT	RP999S	RP72CP	RP991BL	RP995BL	RP901/1	RP907S	RP999	FL	FIL	RP999L
Clamp Hole mm	8.0	6.0/8.0/ Dovetail	8.0	4.5/8.0	4.5/8.0	6.5/8.0	8.0/ Dovetail	8.0/ Dovetail	LED Lamp	LED Lamp	6.0/8.0/ Dovetail
Screw Thread	M6		M8								M10

Step 3 - Choose Power Supply

Product Number	FL/UKP	FL/EUP	FIL/UKP	FIL/EUP
Plug Type	UK Plug	EU plug	UK Plug	EU Plug
To Fit	FL		FIL	



Alternative Option

Product Number	FLTC
Plug Type	Table Clamp
To Fit	FL



Bases

Magnetic Bases with Toggle Switch

- Toggle switched magnetic bases to hold Eclipse Magnetics fitments for inspecting workpieces
- Can be located on any ferrous surface to provide rigid support
- Magnetic on 3 sides
- Can clamp onto curved and flat surfaces



E905WF/50



E905WF



E905WF/100



E905WF/130

Product Number	Length mm	Width mm	Height g	Screw Thread mm	Hold kg	Weight kg
E905WF/50	40	40	40	M6	50	0.405
E905WF	65	50	55	M8	80	0.960
E905WF/100	75	50	55	M8	100	1.200
E905WF/130	117	50	55	M10	130	1.900

Magnetic Bases with Push Button Switch

- Eclipse Magnetics bases can be attached to any ferrous surface to provide a rigid support
- 4 magnetic faces

Product Number	Length mm	Width mm	Height mm	Screw Thread mm	Weight kg	Hold kg
E900WF	48	40	52	M8	0.5	30
E901WF	64	64	76	M8	1.70	80



Bases

PRECISION


Permanent Magnetic Base

Product Number	Width mm	Height mm	Screw Thread mm	Hold kg	Weight kg	Pull Force kg	Units/ Pack
834	35	30	M6	14.75	0.184	14.75	2



Switchable ANYFORM Magnetic Base

- Versatile, with adjustable base profile which allows use on any ferrous surface
- Ideal for irregular or uneven surfaces



Product Number	Length mm	Width mm	Height mm	Thread Size	Weight kg	Hold kg
E905WF/AF	91	30	55	M8	0.88	50

Precision

Fitments

- Wide range of options for mounting components such as measuring instruments and lighting
- Feature robust flexible arms with secure tightening/positioning
- Available with fine adjustment crossbar for precision measurement
- Complete with screw thread base for attaching to magnetic bases or direct to machine
- Flexible/snake arm version available

Light Duty

Product Number	Pillar Height mm	Pillar Diameter mm	Crossbar Length mm	Crossbar Diameter mm	Screw Thread mm	Weight kg	Diameter of Clamp Hole mm
RP72CP	185	12.5	150	6.3	M8	0.358	8.0

With a Base

Product Number	Base Part Number	Hold kg
E903/CP	E900WF	30



Heavy Duty with Fine Adjustment

Product Number	Pillar Height mm	Pillar Diameter mm	Crossbar Length mm	Crossbar Diameter mm	Screw Thread mm	Weight kg	Diameter of Clamp Hole mm
RP991BL	175	12	165	10	M8	0.444	4.5/8.0 (with sleeve)

With a Base

Product Number	Base Part Number	Hold kg
E901	E901WF	80
E906	E905WF	80



Heavy Duty

Product Number	Pillar Height mm	Pillar Diameter mm	Crossbar Length mm	Crossbar Diameter mm	Screw Thread mm	Weight kg	Diameter of Clamp Hole mm
RP995BL	175	12	165	10	M8	0.445	4.5/8.0 (with sleeve)

With a Base

Product Number	Base Part Number	Hold kg
E908M	E900WF	30
E905	E905WF	80



Fitments


PRECISION

Extra Large Heavy Duty

Product Number	Pillar Height mm	Pillar Diameter mm	Crossbar Length mm	Crossbar Diameter mm	Screw Thread mm	Weight kg	Diameter of Clamp Hole mm
RP901/1	300	20	200	14	M8	1.000	6.5/8.0

With a Base

Product Number	Base Part Number	Hold kg
E901/1	E901WF	80




One Pillar

Product Number	Pillar Height mm	Pillar Diameter mm	Screw Thread mm	Weight kg	Diameter of Clamp Hole mm
RP909FIT	120	6	M6	0.090	8.0

With a Base

Product Number	Base Part Number	Hold kg
E909	834	14



Flexible Snake Arm Fine Adjustment

Product Number	Maximum Extension mm	Screw Thread mm	Weight mm	Diameter of Clamp Hole mm
RP907S	355	M8	0.332	8.0/Dovetail

With a Base

Product Number	Base Part Number	Hold kg
E907M	E905WF	80



Precision

Fitments

Mechanical Fitment Stand (Small)

Product Number	Maximum Extension mm	Screw Thread mm	Weight mm	Diameter of Clamp Hole mm
RP999S	162	M6	0.175	6.0/8.0/Dovetail (with sleeve)

With a Base

Product Number	Base Part Number mm	Hold kg
E910S	E905WF/50	50




Mechanical Fitment Stand

Product Number	Maximum Extension mm	Screw Thread mm	Weight mm	Diameter of Clamp Hole mm
RP999	295	M8	0.272	8.0/Dovetail

With a Base

Product Number	Base Part Number	Hold kg
E910	E905WF	80



Mechanical Fitment Stand (Extra Large)

Product Number	Maximum Extension mm	Screw Thread mm	Weight mm	Diameter of Clamp Hole mm
RP999L	650	M10	2.945	6.0/8.0/ Dovetail (with sleeve)

With a Base

Product Number	Base Part Number	Hold kg
E910L	E905WF/130	130

